

**NEW**

# CableSafe™ Data Wall Cabinet

**OPTIMIZED FOR CABLE MANAGEMENT**


- 26" width cabinet allows space for patching. Comes standard with wide-face adjustable rackrail on left and right, or an optional off-set face rail set for dressing on one side using included cable management rings or optional fiber spools.
- Ships with front rackrail at 4" setback position to accommodate cable managers. Also accommodates optional rear rackrail for rear support and cable management.
- Swing open center section allows for easy front & rear access to equipment and cabling.
- Includes an easily reversible left or right hand swing locking / latching plexi front door for added security and aesthetics. Solid and vented front doors also available.
- Engineered to facilitate passive thermal management – optional fan kit available when additional heat dissipation is required.
- Ships fully assembled to save installation time
- Abundant lacing points integrated into back pan
- 12.5" x 12.5" center opening in back pan allows for mounting over pull boxes, electrical outlets, etc.
- Multiple 2" and 3" concentric knockouts - provides conduit and/or cable entry
- Rackrail tapped 12-24
- Bag of 50 12-24 mounting screws with washers included
- Three Heights: 2' (12 RU), 3' (18 RU), and 4' (26 RU) heights standard
- 4 depths: 15", 20", 24" & 30" usable depths
- Weight capacity 250 lbs.



patch panels, cable, and horizontal managers not included



wide face rackrail with cable management on both sides



17" Overall 15" Usable Depth	22" Overall 20" Usable Depth	26" Overall 24" Usable Depth	32" Overall 30" Usable Depth	Description	Overall Width	Usable Height	CWR w/ 4" Deep Front Door
CWR-12-17PD	CWR-12-22PD	CWR-12-26PD	CWR-12-32PD	2' (12 RU) Data Wall Cabinet, Centered Rail, Plexi Front Door	26"	12 RU	*CWR-12-xxPD4
CWR-18-17PD	CWR-18-22PD	CWR-18-26PD	CWR-18-32PD	3' (18 RU) Data Wall Cabinet, Centered Rail, Plexi Front Door	26"	18 RU	*CWR-18-xxPD4
CWR-26-17PD	CWR-26-22PD	CWR-26-26PD	CWR-26-32PD	4' (26 RU) Data Wall Cabinet, Centered Rail, Plexi Front Door	26"	26 RU	*CWR-26-xxPD4

\*Adds an additional 4" to the overall depth. NOTE: For solid or vented door, replace "PD" with "SD" or "VD" in the part number.

**Additional Options:**

- Available with 4" depth front doors
- Cooling Kit (100cfm fan) kit with hardware
- Additional rack rail kits
- Optional off-set face rail set with D-rings

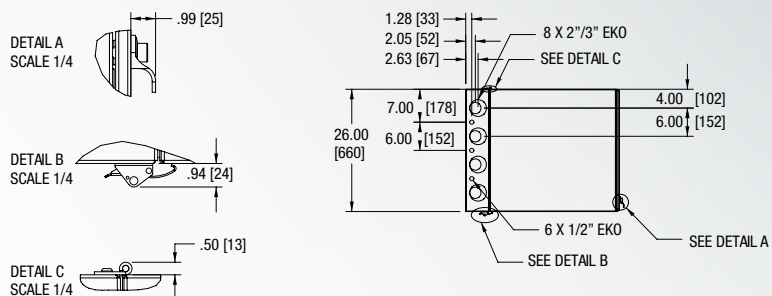
Part #	Description
CWR-FKIT	Fan Kit, 2 (95cfm) fans w/ hardware
CWR-RR12	Rear Rail Kit, 12 RU, Centered for CWR Series
CWR-RR18	Rear Rail Kit, 18 RU, Centered for CWR Series
CWR-RR26	Rear Rail Kit, 26 RU, Centered for CWR Series
CWR-OFFR12	12 RU Off-Set rail kit w/ D-rings for CWR Series
CWR-OFFR18	18 RU Off-Set rail kit w/ D-rings for CWR Series
CWR-OFFR24	24 RU Off-Set rail kit w/ D-rings for CWR Series



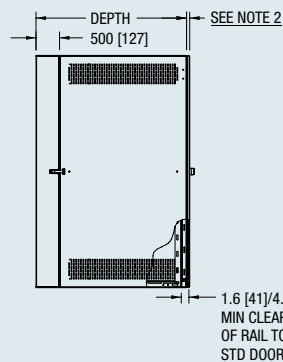
EXCEPTIONAL SUPPORT & PROTECTION™

CABLESAFE™ DATA WALL CABINET

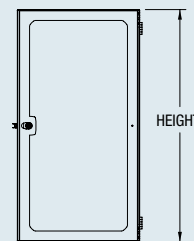
### Top View



### Side View

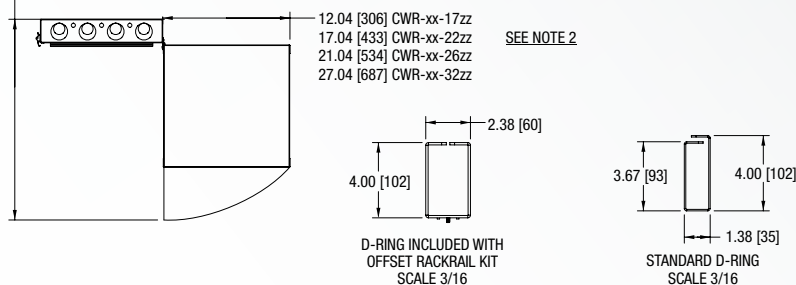


### Front View

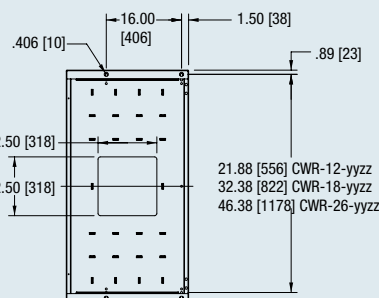


### Center Section Clearance

33.95 [862] CWR-xx-17zz  
36.32 [923] CWR-xx-22zz  
38.65 [982] CWR-xx-26zz  
42.67 [1084] CWR-xx-32zz



### Mounting Locations



Part #	Overall Height	Racking Height	Depth (w/o door)	Useable Depth	Usable Height	D-Ring Qty.
CWR-12-17XX	24.88 (632)	21.00 (533)	17.00 (432)	15.00 (381)	12 RU	4
CWR-12-21XX4	24.88 (632)	21.00 (533)	17.00 (432)	15.00 (381)	12 RU	4
CWR-12-22XX	24.88 (632)	21.00 (533)	22.00 (559)	20.00 (508)	12 RU	4
CWR-12-26XX4	24.88 (632)	21.00 (533)	22.00 (559)	20.00 (508)	12 RU	4
CWR-12-26XX	24.88 (632)	21.00 (533)	26.00 (660)	24.00 (610)	12 RU	4
CWR-12-30XX4	24.88 (632)	21.00 (533)	26.00 (660)	24.00 (610)	12 RU	4
CWR-12-32XX	24.88 (632)	21.00 (533)	32.00 (813)	30.00 (762)	12 RU	4
CWR-12-36XX4	24.88 (632)	21.00 (533)	32.00 (813)	30.00 (762)	12 RU	4
CWR-18-17XX	35.38 (899)	31.50 (800)	17.00 (432)	15.00 (381)	18 RU	6
CWR-18-21XX4	35.38 (899)	31.50 (800)	17.00 (432)	15.00 (381)	18 RU	6
CWR-18-22XX	35.38 (899)	31.50 (800)	22.00 (559)	20.00 (508)	18 RU	6
CWR-18-26XX4	35.38 (899)	31.50 (800)	22.00 (559)	20.00 (508)	18 RU	6
CWR-18-26XX	35.38 (899)	31.50 (800)	26.00 (660)	24.00 (610)	18 RU	6
CWR-18-30XX4	35.38 (899)	31.50 (800)	26.00 (660)	24.00 (610)	18 RU	6
CWR-18-32XX	35.38 (899)	31.50 (800)	32.00 (813)	30.00 (762)	18 RU	6
CWR-18-36XX4	35.38 (899)	31.50 (800)	32.00 (813)	30.00 (762)	18 RU	6
CWR-26-17XX	49.38 (1254)	42.00 (1067)	17.00 (432)	15.00 (381)	26 RU	8
CWR-26-21XX4	49.38 (1254)	42.00 (1067)	17.00 (432)	15.00 (381)	26 RU	8
CWR-26-22XX	49.38 (1254)	42.00 (1067)	22.00 (559)	20.00 (508)	26 RU	8
CWR-26-26XX4	49.38 (1254)	42.00 (1067)	22.00 (559)	20.00 (508)	26 RU	8
CWR-26-26XX	49.38 (1254)	42.00 (1067)	26.00 (660)	24.00 (610)	26 RU	8
CWR-26-30XX4	49.38 (1254)	42.00 (1067)	26.00 (660)	24.00 (610)	26 RU	8
CWR-26-32XX	49.38 (1254)	42.00 (1067)	32.00 (813)	30.00 (762)	26 RU	8
CWR-26-36XX4	49.38 (1254)	42.00 (1067)	32.00 (813)	30.00 (762)	26 RU	8

**Notes:**

1. Replace 'XX' suffix with desired front door: PD- Plexi front door, SD- Solid front door, VD- Vented front door
2. Racks configured with standard front doors add .67" (17 mm) to overall depth. Racks configured with deep front doors ('XX4' suffix) add 4.06" (103mm) to overall depth.

